


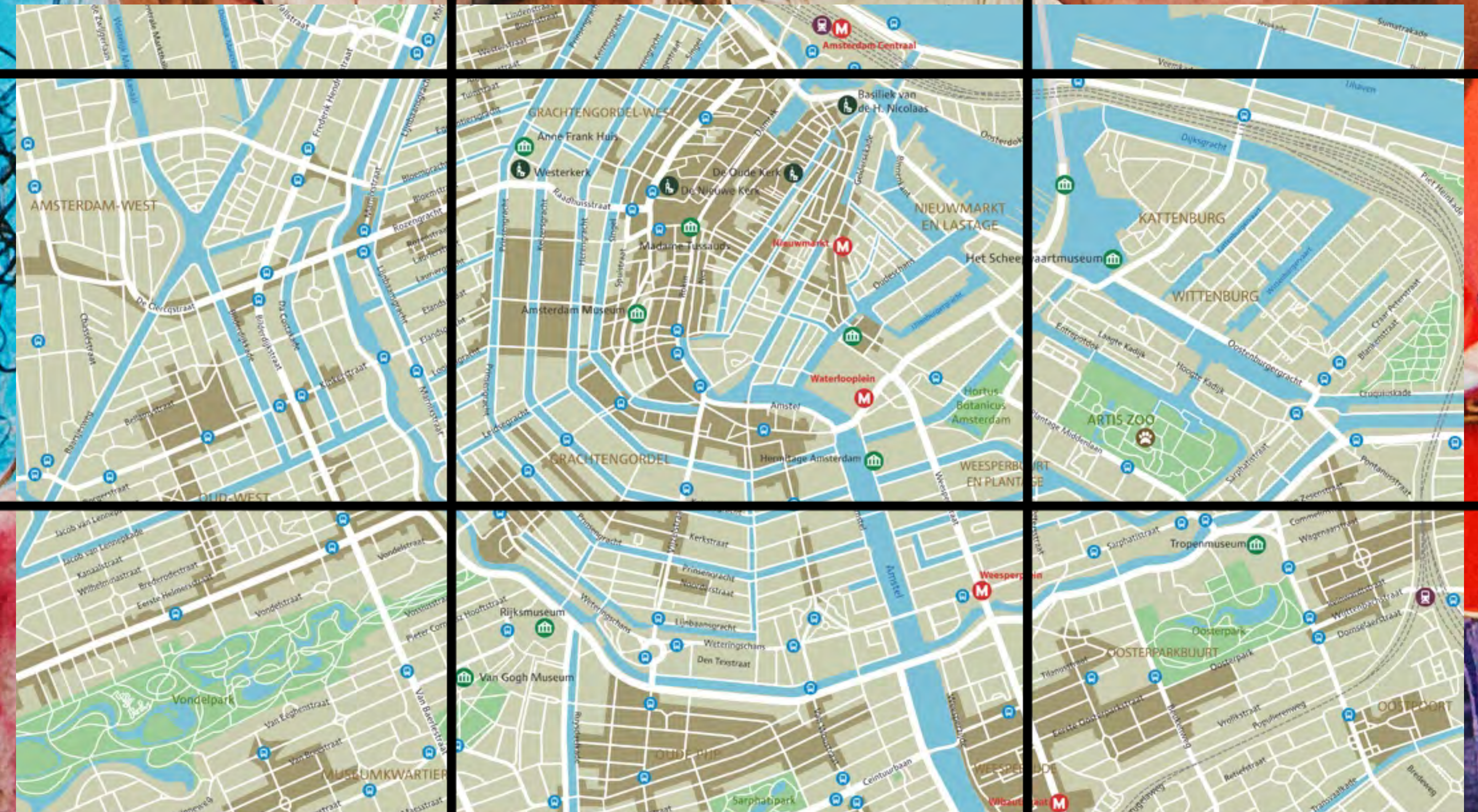
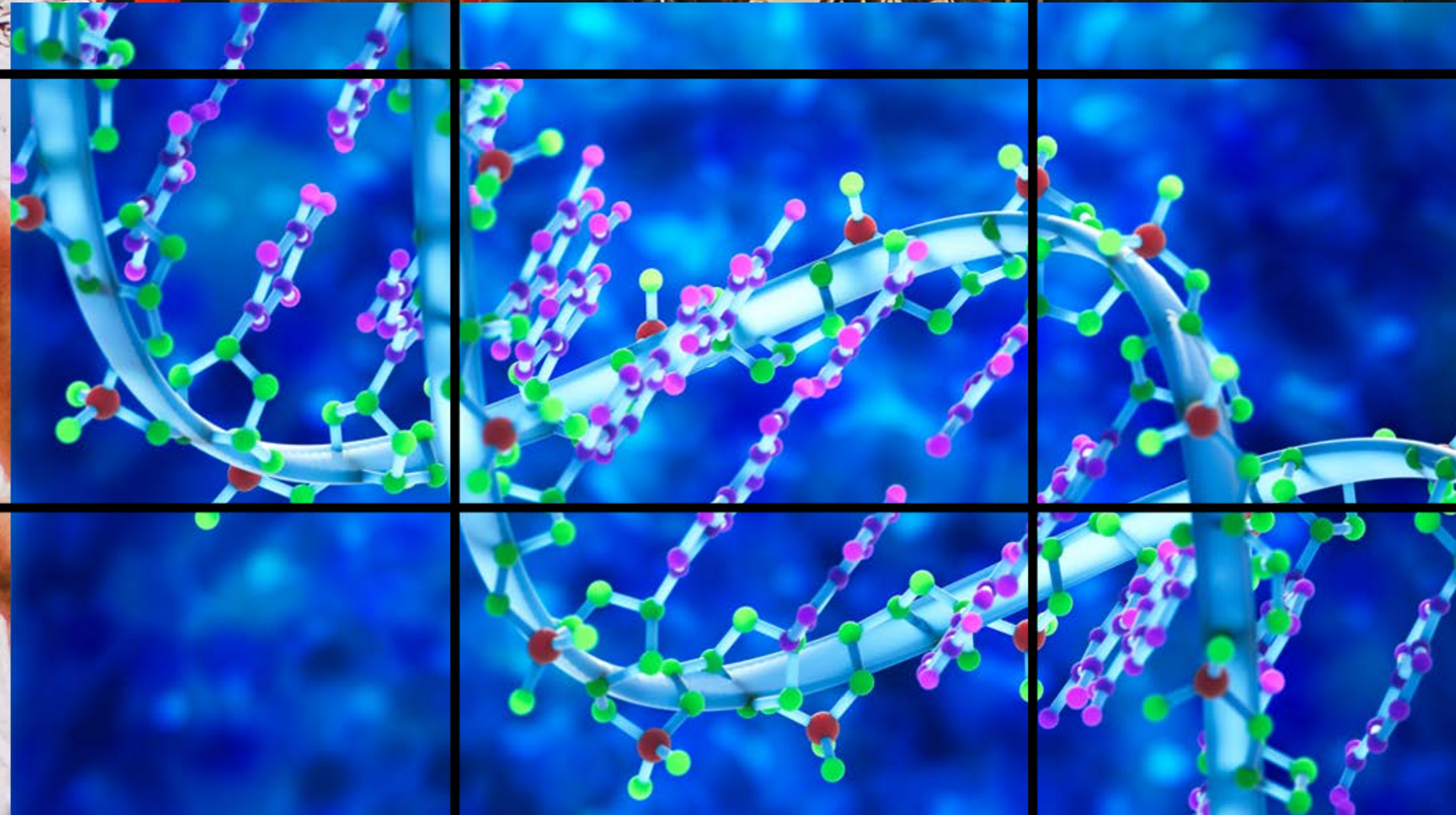
PRYSM[®]


Introducing the
World's Largest,
Interactive,
Single Panel Display




PRYS

BEZEL CHALLENGE





LPD



LED

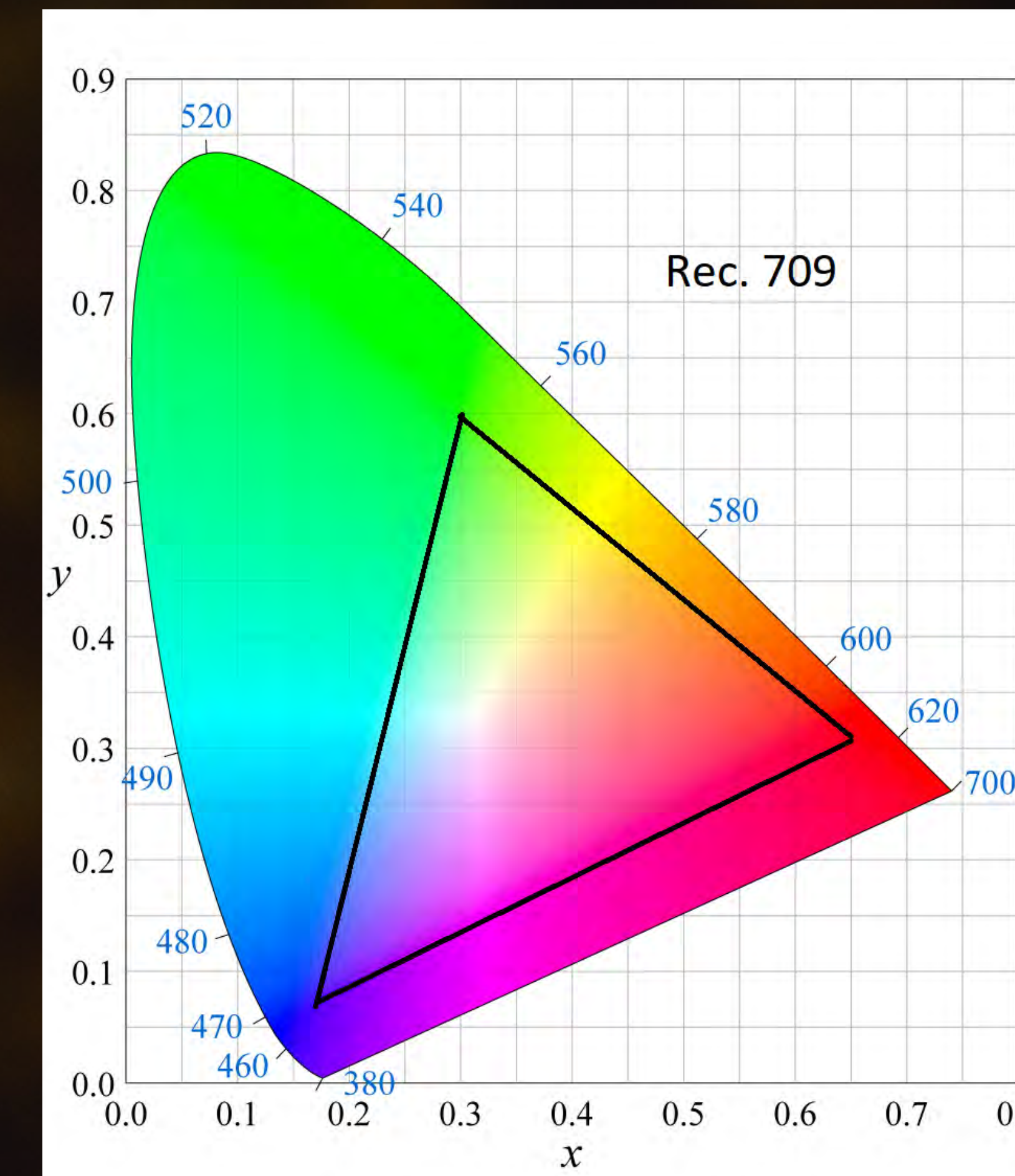
Designed for Close-Up Viewing

With the highest fill factor in the industry, 90%, LPD technology offers best-in-class sharpness and crisp fonts when viewed at close range.



High Contrast Ratio

The LPD 6K Series has a contrast ratio of $> 80,000:1$, compared to a $5,000:1$ ratio on other interactive displays, resulting in life-like images and immersive video with great depth.



Wide Color Gamut

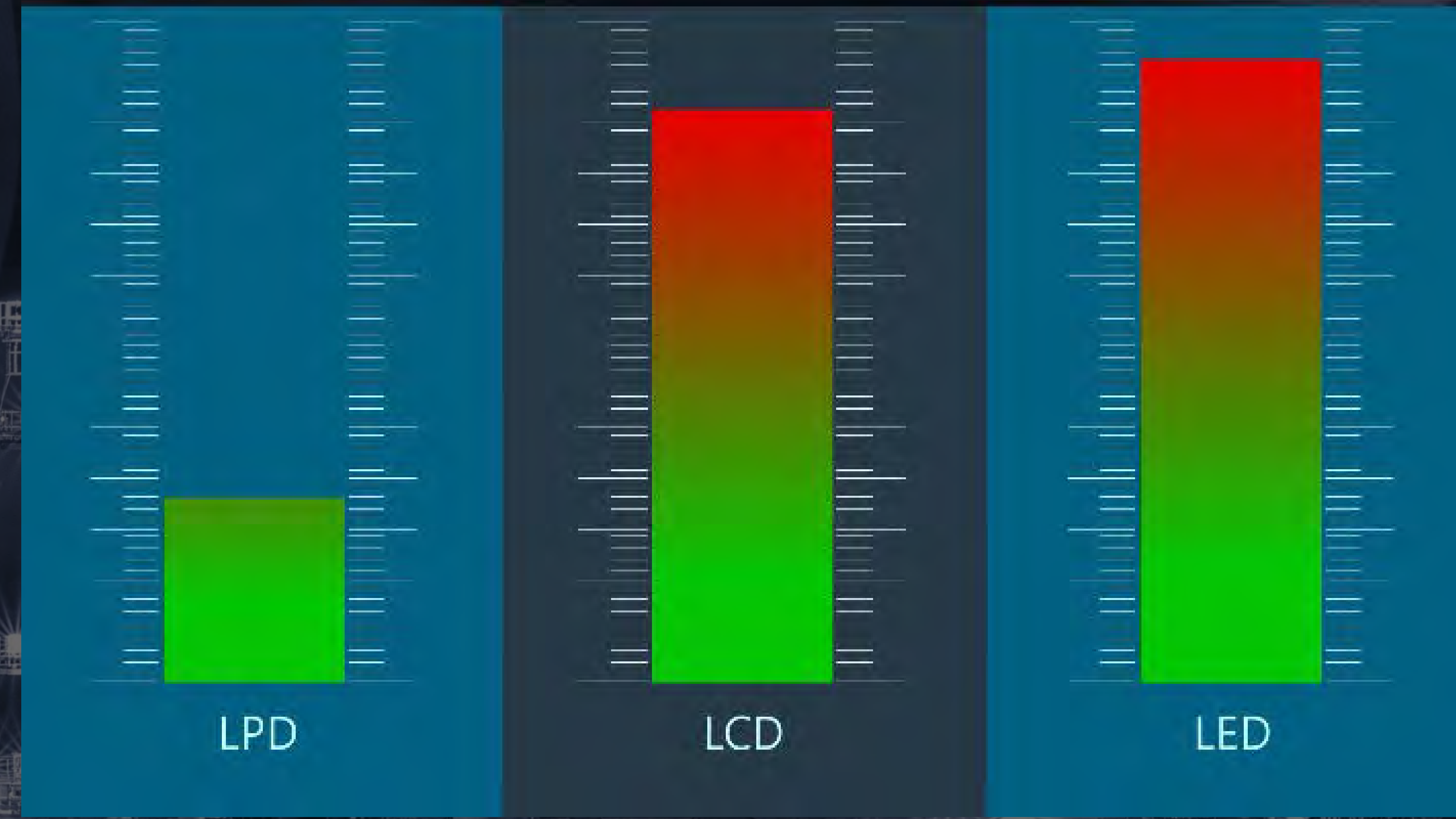
LPD 6K offers competitive reproduction of a wide range of colors in the visible space. It is 100% Rec. 709 compliant and >80% DCI compliant.

LPD 6K



Wide Viewing Angle

An industry-best, 178° viewing angle allows content to be viewed from almost anywhere, maximizing room utilization. Unlike tiled video walls based on LED and LCD platforms, the LPD 6K series has minimal color shift or change as the viewing angle increases.



Low Power Consumption

Due to the architecture of LPD technology, the LPD 6K series uses 20% less energy relative to similarly sized LED/LCD video walls.




Environmentally Friendly


The LPD 6K requires no consumables and the manufacturing process does not include toxic chemicals or solvents, and uses less natural resources than other display technologies.



Engineered for Serviceability

LPD 6K delivers high reliability and is guaranteed with its lifetime panel warranty. Its modular sub-assemblies enable fast service time, reducing down time and total cost of ownership.





ROLLS TO
APPROXIMATELY
4' WIDE X 6.25' TALL

FITS INTO
STANDARD DOORS
AND ELEVATORS

Ease of Transport

LPD 6K is the world's first 6K display to be constructed with a light weight, rollable panel that can be deployed in most venues, making it an ideal solution for corporate and retail locations.

EXAMPLES OF RETAIL USE CASES



VIDEO AND CONTENT SHARING



- SHARE
- SNAPSHOT
- CAPTION
- ANNOTATE

Godetevi il viaggio.

0:15 / 0:21

Veloce

1000 Extreme wide of countryside - Logo

AVAILABLE IN TWO STANDARD SIZES — 135", 190"

	LPD 6K	LED V/W	LCD V/W
Zero Bezel	✓	✓	
Smooth and Cool Touch w/ Hard Surface	✓		
Highest Pixel Fill Factor	✓		
Low Cost per m ²	✓		✓
Superior Color and Contrast at Wide Viewing Angles	✓		
Lifetime Warranty for Panel	✓		
No Additional HVAC Requirement	✓		
Highest Contrast Ratio / Gamma Control	✓		
Largest Interactive Single Display in the World	✓		