

Cisco Spark

Making Teamwork Simpler



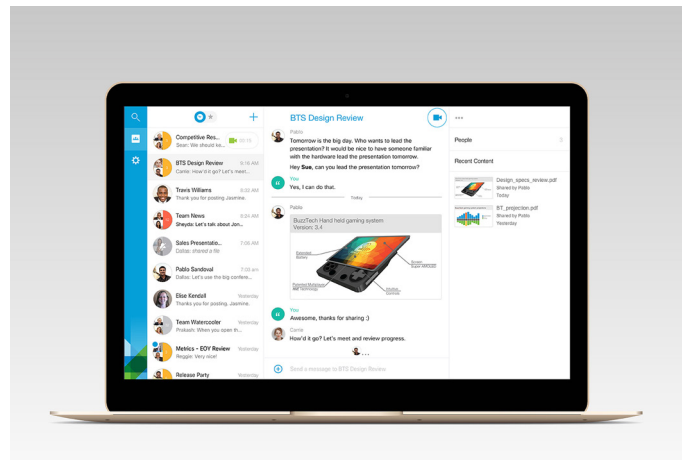
The Cisco Spark™ application simplifies teamwork by making communication seamless. Send messages, share files, and meet with different teams, all in one place.

- Send unlimited messages to keep the conversation going with another person or with the team.
- Easily pull in photos or documents and preview files instantly.
- Review a history of messages and files so that everyone can always be up-to-date regardless of time zone or location.
- Start face-to-face meetings with screen sharing to accelerate decision making.
- Participate from a mobile device, computer, or even a browser for anywhere, anytime collaboration.
- Work securely with end-to-end encryption so that only the intended recipients can read shared messages and files.

Virtual Rooms

Instantly create work spaces in Cisco Spark, called “rooms,” with another person or with a group so it’s easier to reach decisions. Rooms come equipped with persistent and secure messaging and file sharing; teamwork is always accessible anytime and from any device.

Figure 1. Cisco Spark Room



Face-to-face meetings with screen sharing accelerate decision making. Everyone can keep track of what’s going on through notifications and a searchable, sortable room list. Anyone can use the Cisco Spark application and easily add others by simply entering their name or email address.

Reimagine How Teams Work Together

Securely Send 1:1 or Group Messages and Share Files

Use messaging to keep discussions going in your rooms. You can receive notifications to alert you when new messages or files have been posted. Read receipts appear when other people have looked at what you've shared. The history of shared content in a room is viewable to any room participant, however, individuals may delete the messages and files they've posted.

You can share any file type in Cisco Spark. PDF, Microsoft Word, and PowerPoint are rendered for previewing in your rooms, making it easy to scan for the important details immediately (Figure 2). To share files from your desktop, simply drag and drop or attach them to any message. On a mobile device, you can select a file from any cloud storage service already on your device, including Box, Dropbox, Google Drive, and iCloud, and add it to a Cisco Spark room.

Meet Face-to-Face Anytime

Instantly start face-to-face meetings up to 720p high definition (HD) with screen sharing. Anyone in a 1:1 room or a room with three (3) people can tap the video icon to get started from any device. Paid users of the Meet subscription can have meetings with up to 25 people.

On the fly, you can add guest participants into a 1:1 or group meeting. These one-time participants are not added to the room where the meeting is taking place.

During meetings, you can mute your audio or video at any time, and anyone using the Windows, Mac, or Firefox applications can share their screen. Participants on any Cisco Spark application can view screen sharing (Figure 3).

Manage Rooms

The following options are available to manage your Cisco Spark rooms: Add a room to your Favorite list, mute notifications, leave the room, and add or remove participants. Add or remove participants is not an option in 1:1 rooms because they are limited to two people.

Figure 2. File Preview



Figure 3. Screen Sharing



Connect Your Calendar and Contacts

If you have the Cisco Spark mobile application for iPad, iPhone or Android, you can connect your mobile calendar and contacts. This connection will add the people from your calendar and contacts to a list of suggested people, making it easier to start messaging the people you work with the most. Enabling calendar access will also display a list of all your upcoming calendar meetings on the Cisco Spark Meetings tab. You can move any upcoming meeting topic listed here to a Cisco Spark room to create an ongoing work space with the meeting participants (Figure 4).

The Meetings tab also helps you instantly join the virtual meetings you have outside of Cisco Spark. Any Cisco WebEx® and Citrix GoToMeeting conference listed will display a Join button prior to the meeting start time so you can easily attend from your mobile device.

On an iPhone or iPad, the People tab presents a list of the other people in your rooms with five or fewer participants.

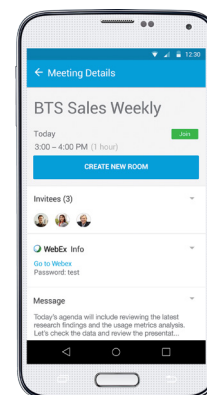
Work from Any Device

The Cisco Spark application works on virtually any device to enable anywhere, anytime collaboration.

- Cisco Spark for Web (Firefox, Chrome, and Internet Explorer)
- Cisco Spark for iPad
- Cisco Spark for iPhone
- Cisco Spark for Android
- Cisco Spark for Windows
- Cisco Spark for Mac
- Cisco Spark for Windows Phone BETA

Please visit www.cisco.com/go/ciscopspark-comparison for the latest system compatibility information.

Figure 4. Create a Cisco Spark Room from a Calendar Entry



Business-Class Security and Manageability

Privacy and Security of Content

Only you and the people you work with should be able to read what you share. The Cisco Spark service uses end-to-end encryption with algorithms also used in solutions protecting national security systems so that only the intended recipients can read shared messages and files. Additionally, we protect the confidentiality of shared content by allowing access only to authorized and authenticated recipients. This functionality restricts the viewing of messages and files in Cisco Spark rooms to participants who have authenticated with the service. Unauthorized participants that try using the URL of a room will not be able to see what has been shared.

Cisco Spark Encryption

The Cisco Spark service encrypts messages, files, and room names on your device before sending them to the cloud. Thus, content arrives at our servers in encrypted form and is processed (data in use) and stored (data at rest) that way until it is decrypted on the intended recipients' devices.

We use Secure HTTP (HTTPS) to encrypt data in transit between your device and our servers, which protects the identities of the senders and receivers of the encrypted content.

For real-time media (voice, video, and screen sharing), we encrypt what is shared using the Secure Real-Time Transport Protocol (SRTP).

User and IT Controls

In addition to end-to-end encryption to keep content safe, the Cisco Spark service also offers user- and IT-level features to provide additional security controls.

When the teamwork is sensitive, subscribers can lock rooms (Figure 5) to moderate who can enter and what is shared. Moderators have the sole ability to add or remove participants, edit the room name, and delete anyone's shared messages and files. Moderators may also assign co-moderators.

Additionally, subscribers see an indicator in rooms where external participants are included, so they can make informed decisions before sharing.

IT teams can add features that use existing security policies (Figure 6). Use Single Sign-On (SSO) to require company-approved passwords that adhere to corporate security standards. Sync your corporate employee directory with the Cisco Spark application so that user profiles always match a valid identity from the directory. Thus, terminations are automatically processed from changes in your directory, helping ensure that former employees lose access to company data in the Cisco Spark solution.

Figure 5. Room Moderation

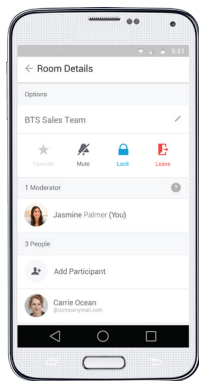
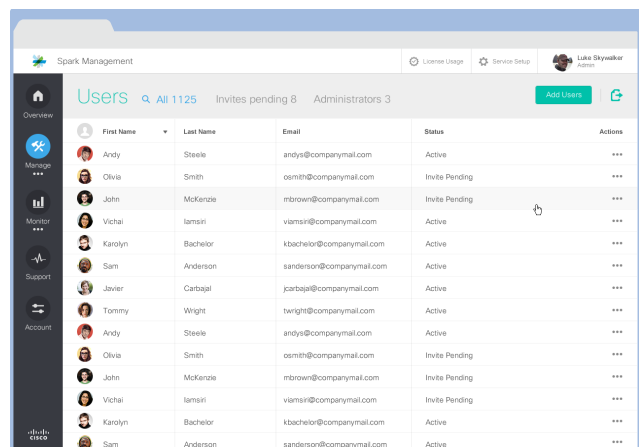


Figure 6. Cisco Cloud Collaboration Management



Cisco Spark Subscriptions

New users can sign up for free to enjoy the benefits of instant team collaboration. This also makes it easy for existing users to add others to their rooms.

The following subscriptions for Cisco Spark are available:

- **Cisco Spark Message:** This subscription adds room moderation and gives administrators tools to manage collaboration services for their organization.

- **Cisco Spark Message and Meet:** This subscription includes all the benefits of Cisco Spark Message with broader real-time meeting capabilities in Cisco Spark rooms and access to one of the world's best conferencing products.

For More Information

Learn more about Cisco Spark at www.ciscospark.com or contact a Cisco sales or Cisco partner representative.

	Free	Message	Message and Meet
Messaging	✓	✓	✓
File Sharing	✓	✓	✓
1:1 Video Calling with Screen Sharing	✓	✓	✓
Meetings with Screen Sharing in Rooms with 3 Participants	✓	✓	✓
Mobile Calendar and Contacts Integration	✓	✓	✓
Online Self-Service Support	✓	✓	✓
End-to-End Content Encryption and In-Transit and Media Encryption	✓	✓	✓
Room Moderation		✓	✓
External Participants Indication		✓	✓
Directory Sync		✓	✓
Single Sign-On		✓	✓
Live Support		✓	✓
Meetings with Screen Sharing in Rooms with up to 25 Participants			✓
Entitlement to WebEx Meeting Center or Enterprise Edition			✓

The Cisco Spark client has been localized in the following product languages: Chinese (Simplified and Traditional), Danish, Dutch, English (UK and American), French, German, Indonesian, Italian, Japanese, Korean, Norwegian, Polish, Portuguese (Brazil), Russian, Spanish (Latin American and Spain), Swedish, and Turkish.

Product capabilities, subscription packages, and availability are subject to change.

